

Snap-on

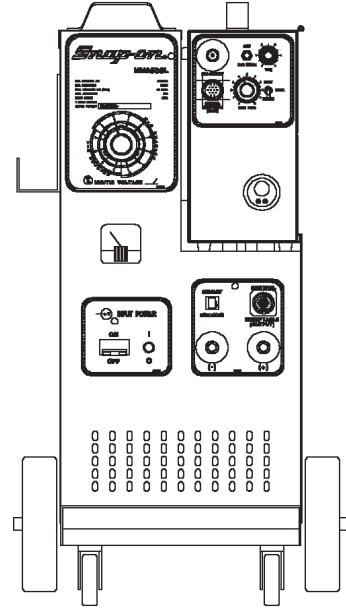
Muscle Mig System



MM250SL SNAP-ON MUSCLE MIG SYSTEM

Heavy Duty Unit for Frame Shops,
Maintenance and Light Manufacturing

- 60% DUTY CYCLE @ 230 AMPS
- TIG WELDS 18 GA. THRU 1/4" STEELS (NO ALUMINUM)
- HEAVY-DUTY REMOTE FEED UNIT
- SHORT ARC, GLOBULAR, SPRAY TRANSFER
- .023 THROUGH .045 WIRE - ALL TYPES
- 30 - 250 AMP RANGE
- SPOOL GUN READY
- TWO YEAR WARRANTY (EXCEPT M.I.G. TORCH)



EASY TO OPERATE

Turn on the shielding gas and main power switch, set the Heat and Wire Speed dials, and pull the trigger. That is all that is required of the operator of the MM250SL to perform the majority of welding jobs.

The MM250SL is easily switched into MIG Consumable Spot or Stitch welding modes. The unit can be used to produce high quality welds on steel, stainless steel, or aluminum. An Optional MHG5-B Spool gun is available for welding aluminum.

SMOOTH ARC DESIGN

A twelve position dial provides 4 TIG and 8 MIG voltage selections. The tapped transformer, diode rectifier, capacitor bank design, produces the smooth arc required for welding on thin gauge, as well as the amperage needed for welding heavier sections of material.

COMPACT DESIGN

The small size, light weight, sturdy running gear, and the 20 foot power input cable make the MM250SL the ideal machine for in-shop portability.

All controls are located on the front of the machine, to allow for easy reading and adjustment.

REMOTE FEED UNIT

The MM250SL standard package includes a removable feed unit. The feed unit is equipped with a 15 foot cable assembly. Optional 25, 35 and 50 foot cable assemblies are available.

INDUSTRIAL MIG TORCH

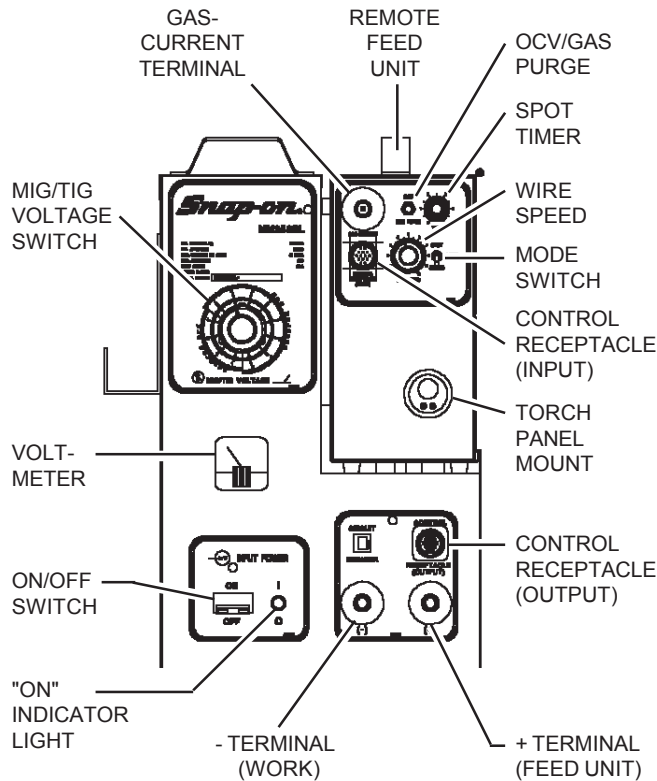
The industrial rated MIG torch is designed to give years of dependable service. Its light weight, perfect balance, and positive trigger control are especially appealing to the operator. The Zero Gas Loss feature is standard with SNAP-ON TOOL MIG torches. This feature virtually eliminates expensive shielding gas loss. The single line cable with unique single unit connector attachment at the machine is one more plus, adding to the perfect machine.

ITEMS INCLUDED WITH THE MM250SL SNAP-ON MUSCLE MIG SYSTEM:

- Combination Power Source / Remote Feed Unit
- Industrial Wheel Kit / Cylinder Rack
- 15 foot Feeder Control Cable Assembly
- Shielding Gas Regulator / Flowmeter
- 20 foot Power Input Cable
- 15 foot Work Cable with Clamp
- MIG Torch with 10 foot Cable (.030 wire)
- 200PK Parts Kit

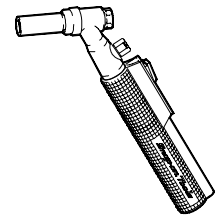
The Pro's Advantage For Mig Welding

OPTIONS



T.I.G. (GTAW) WELDING

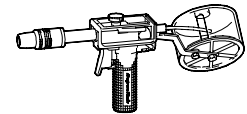
Do you have a requirement for very high quality welds? The MM250SL is easily converted to a T.I.G. Welder. Weld Steel, Stainless Steel, Chrome-Moly, Copper, Cast Iron - but **WILL NOT WELD ALUMINUM**. With its built-in 4 TIG settings the MM250SL is capable of welding 18 gauge up to 1/4" thicknesses. (available in 12 and 25 foot cable lengths) PURE ARGON GAS IS REQUIRED FOR TIG WELDING.



FLEX-TIG
(12 or 25 foot)

ALUMINUM WELDING

The MM250SL is "Spool Gun Ready". The optional MHG5-B spool gun plugs into the welder and you are ready to weld. (The proper gas must be hooked up) but nothing needs to be removed from the welder for changeover to the spool gun. PURE ARGON GAS IS REQUIRED FOR ALUMINUM WELDING.



MHG5-B

SPECIFICATIONS

Power Input Requirements

Voltage	208/230 volts AC
Phase	single phase
Frequency	50/60 hertz
Current	33/30 amps

Power Output

Open Circuit Voltage	18 - 42 volts DC
Arc Voltage	14 - 28 volts DC
Weld Current Range	30 - 250 amps
Rated Output (NEMA)	200 amps
Duty Cycle	60%
Max. Output	250 amps
Duty Cycle at Max.	35%

Spot/Stitch

Duty Cycle - Spot Weld	30 x 2 seconds
Duty Cycle Time Period	10 minutes
Spot Weld Time Adjustment	0 - 3 seconds

Electrode Wire Capacity

Steel Wire	.023 - .045 inch
Stainless Steel Wire	.030 - .045 inch
Aluminum Wire (with MHG5-B)	.025 - .047 inch
Bronze Wire	.030 - .035 inch
Flux Cored Wire	.030 - .045 inch
<i>Recommended Wire Size</i>	.030 inch

Wire Feeder

Input Voltage	28 volts AC
Wire Feed Speed Range	50 - 800 IPM

Shielding Gases

Steel Wire	CO2 or 75% ARGON-25% CO2
Stainless Steel	98% ARGON-2% O2
Aluminum, Bronze	Argon
Flux Cored	CO2 or 75% ARGON-25% CO2
Flux Cored - gasless	none (Straight Polarity)

MIG Torch

Neck Angle	60 degrees
Overall Length	10 feet
Cooling Method	gas
Rating - Duty Cycle	
with CO2	200 amps - 100% duty cycle
with CO2	250 amps - 60% duty cycle
with Argon	150 amps - 100% duty cycle
with Argon	200 amps - 60% duty cycle
Warranty Period	30 days on MIG Torch

Dimensions

Height	35-3/4 inches
Width	14-1/2 inches
Depth	34-1/2 inches
Weight	175 pounds

The Pro's Advantage For Mig Welding